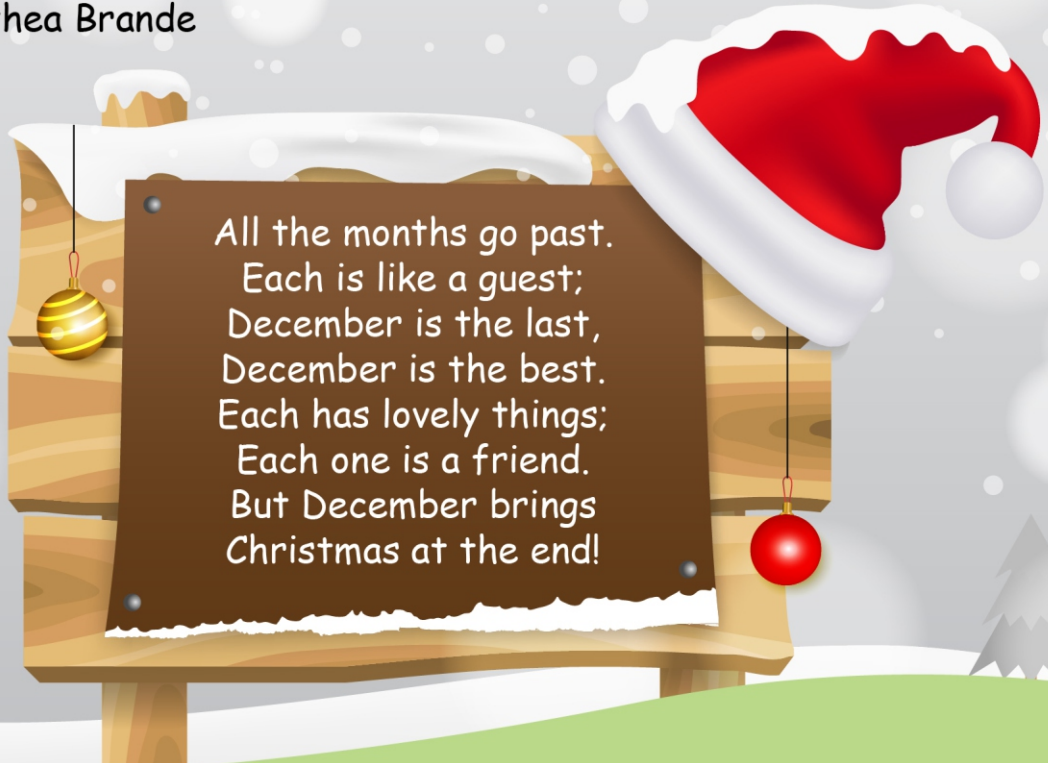


December' 2021

"A child's mind is not a container to be filled but rather a fire to be kindled."

- Dorothea Brande



All the months go past.
Each is like a guest;
December is the last,
December is the best.
Each has lovely things;
Each one is a friend.
But December brings
Christmas at the end!

Message from The Vice President - Mr Krishan Sharma

Merry Christmas and a Happy New Year! I would like to extend best wishes to all for a happy and healthy new year. With this New Year, we ensure high-quality education to all our young learners which will motivate and empower our students to be lifelong learners and productive members of society. We will be focusing on the complete development of our tiny tots and will help them to realize, understand and explore their talents. We would like to see them soar to new heights.

- Mr Krishan Sharma
V.P, BachpanLive



Christmas:

Christmas brings cheer and love and it was celebrated virtually at Bachpan Live with the same fervor, spreading the message of love and joy among children. Kids watched a short film based on the life and teachings of Jesus Christ. All Bachpanites were dressed as Santa and decorated the Christmas tree under the supervision and guidance of their respective educators.



CLASS ACTIVITIES

In December, the following activities were done in classes to enhance the teaching-learning process. The efforts of teachers and the children are described through the pictures.

Butterfly Pencil:

A butterfly pencil was made by the kids by using the paper cutting and pasting method.



Animals and their babies:

This activity was done to make children understand the concept of animals and their babies. They have made different animals and their babies by the paper folding method.



Face expression wall hanging:

Kids have made different facial expressions and made a beautiful wall hanging out of that. They participated in the class activity very well and decorated their house with the wall hanging.



Rocket Making:

Kids have made a rocket under the theme "Transport". They made it by using paper cutting and folding.



Community Helpers:

Kids have made different costumes of community helpers and dressed up as community helpers. This activity was done to enhance the knowledge about the community helpers among kids.



Pattern with Circles:

Kids have made different patterns by using Circle shapes. They used different bangles and circular objects to create these patterns.



Germination activity:

Kids learned about the germination of seeds by simple observation. They enjoyed the activity a lot.



"Education is not the filling of a pail, but the lighting of a fire"

Saturday activities are organized to make the teaching-learning process more interactive and engaging for kids. It allows monitoring factors such as coordination, speech, and motor skills. It is a fun approach to learning since it boosts the development of the brain in children by providing constant stimulus by prompting them to respond. So, let's have a sneak peek at these activities.

Cotton ball Launcher:

This activity was conducted on the first Saturday of the month. The activity went so well and the kids enjoyed making and playing with the cotton ball launcher. They learned about the pressure that is being produced by pulling the pencil and launching the cotton ball.



Oil Spill Activity:

In this activity, kids learned about what is oil spilling and the different methods of oil spilling. They enjoyed taking out the oil from the water from different methods.



Bread Cake Party:

In this Saturday's activity, kids made a yummy cake by using a simple method. There was no use of an oven or any fancy products to make a cake. Kids learned about making a cake by using bread and biscuits. They enjoyed the activity a lot.



DIY FOR MOTHER & CHILD

Homemade Playdough

We love our handmade playdough so much (the texture, smell, quantity, and process) that we never purchase commercial versions.

This stovetop playdough has a wonderful texture that lasts for months.



Note: While little kids age 1 and up can play with the playdough, only adults should make this stovetop version.

Materials:

- 2 $\frac{1}{2}$ cups water
- 1 $\frac{1}{4}$ cups salt
- 1 tablespoon cream of tartar
- 4 tablespoons vegetable oil
- Food coloring or liquid watercolors
- 2 $\frac{1}{2}$ cups flour
- Glitter (optional)
- Essential oils (optional)



Instructions:

1. In a large heatproof pot, mix the water, salt, cream of tartar, vegetable oil, and a few drops of food coloring.
2. Heat the mixture on the stovetop until simmering.
3. Mix the flour into the hot mixture and cook for just a little longer, until the dough is no longer sticky. (You can pinch it between your fingers to test it.)
4. Dump the dough on the counter and let it cool until you can safely manipulate it with your hands. Knead until smooth.
5. Knead in glitter and/or essential oils, if desired.

Parenting Tips



As a parent, you're responsible for correcting and guiding your kids. But how you express your corrective guidance makes all the difference in how a child receives it.

When you have to confront your child, avoid blaming, criticizing, or fault-finding, which undermine self-esteem and can lead to resentment. Instead, strive to nurture and encourage, even when disciplining your kids. Make sure they know that although you want and expect better next time, your love is there no matter what.



BRAIN BOOSTER

A Cameleon can stretch its tongue more than three times the length of its body.



STORY TIME

The Potato, The Egg, And The Coffee Beans

A boy named John was upset. His father found him crying. When his father asked John why he was crying, he said that he had a lot of problems in his life. His father simply smiled and asked him to get a potato, an egg, and some coffee beans. He placed them in three bowls. He then asked John to feel their texture and then fill each bowl with water.

John did as he had been told. His father then boiled all three bowls. Once the bowls had cooled down, John's father asked him to feel the texture of the different food items again. John noticed that the potato had become soft and its skin was peeling off easily; the egg had become harder and tougher; the coffee beans had completely changed and filled the bowl of water with aroma and flavor.






Moral of the story:


Life will always have problems and pressures, like the boiling water in the story. It's how you respond and react to these problems that counts the most!



FUN ACTIVITY

Q. Match the shapes with the objects.



Visit us on 
www.bachpan.live

Visit us on 
<https://www.facebook.com/ebachpanlive/>

Follow us on 
<https://www.instagram.com/bachpanlive/>